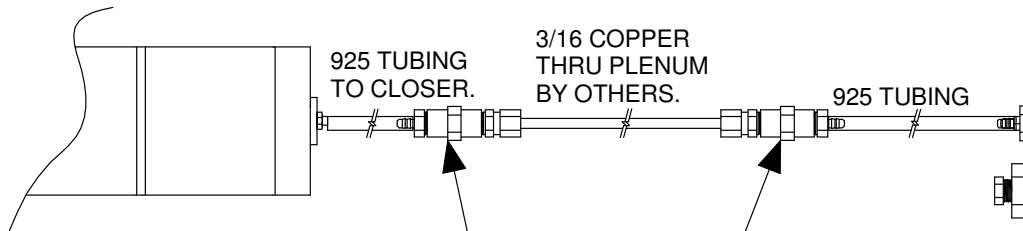
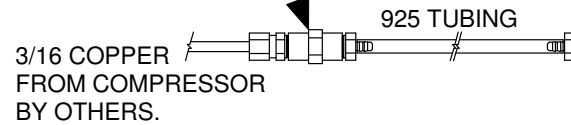


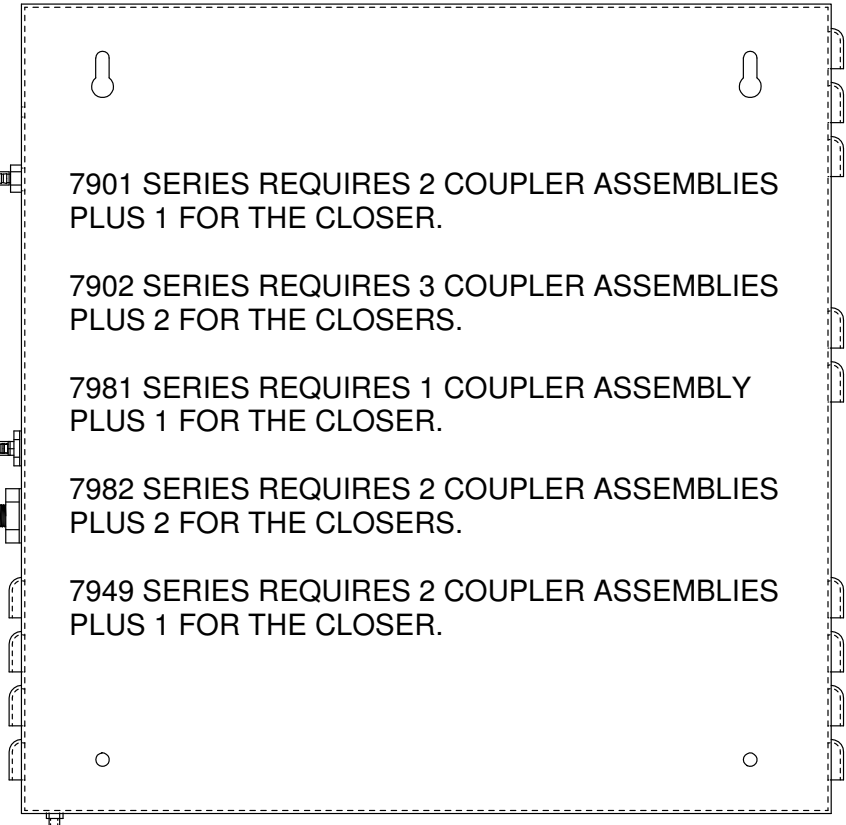
# COPPER TUBING COUPLER INSTRUCTIONS FOR ST-2635 & ST-2636

ATTACH COUPLER ASSEMBLY TO AIR INLET FOR 7901, 7902, AND 7949 CONTROL BOXES BY ST-2635. NO COUPLER IS NEEDED HERE ON 7981 OR 7982 BOXES.



ATTACH COUPLER ASSEMBLY TO CLOSER. COUPLER SUPPLIED WITH CLOSER BY ST-2636.

ATTACH COUPLER ASSEMBLY TO AIR OUTLETS ON 7901, 7902, 7981, AND 7982 BOXES BY ST-2635. ON 7949 BOX BY ST-2635. ATTACH COUPLER ASSEMBLY TO EXHAUST FROM CONTROL BOX OUTLET.



7901 SERIES REQUIRES 2 COUPLER ASSEMBLIES PLUS 1 FOR THE CLOSER.

7902 SERIES REQUIRES 3 COUPLER ASSEMBLIES PLUS 2 FOR THE CLOSERS.

7981 SERIES REQUIRES 1 COUPLER ASSEMBLY PLUS 1 FOR THE CLOSER.

7982 SERIES REQUIRES 2 COUPLER ASSEMBLIES PLUS 2 FOR THE CLOSERS.

7949 SERIES REQUIRES 2 COUPLER ASSEMBLIES PLUS 1 FOR THE CLOSER.