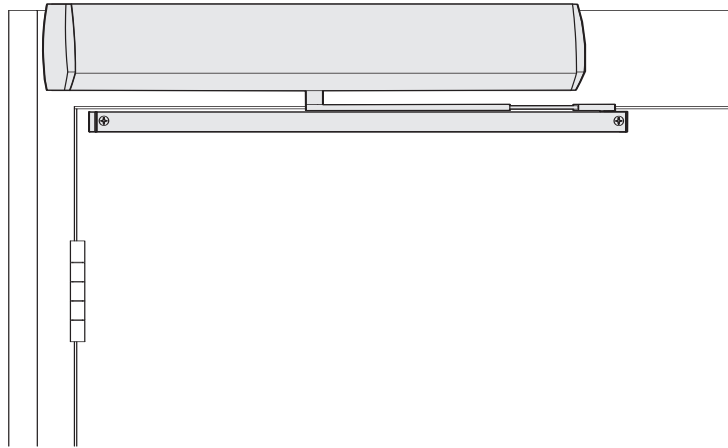


## SINGLE DOOR, SURFACE MOUNT (PULL) OFFSET PIVOT/BUTT HINGE



The 9130 BENCHMARK by LCN is an electrically powered low-energy operator. It provides easy access for people with disabilities, the elderly or the frail. Designed primarily for automatic opening applications that occasionally require manual opening. The BENCHMARK is a cost-effective solution for retrofitting an activated or manual door.

- ▶ Push 'N Go permits non-switch activation
- ▶ Microprocessor control box ensures reliability and maintains customer settings
- ▶ Tested internally to over 3,000,000 cycles
- ▶ Power Boost allows for increased closing force near latch

- ▶ 9130 series operator is shipped with motor gearbox, control box, mounting plate, standard arm, metal cover, standard track, wood and machine screws. Actuators available separately, see pages 199-215.
- ▶ Single interior door, surface mounted.
- ▶ ADA compliant.
- ▶ On/Off switch included as standard.
- ▶ Non-handed for either right or left swinging door.
- ▶ 27" cover is standard. Full length covers available up to 49" for single doors.
- ▶ All potentiometers clearly labeled with their functions.
- ▶ LED lights indicate power to control box and motor gearbox.

9130 Series is fully compliant with UL 325 and meets the provisions of ANSI A156.19. The 9130 Series is UL listed for fire-rated applications. The 9130 Series also meets the provisions of the Americans with Disabilities Act.

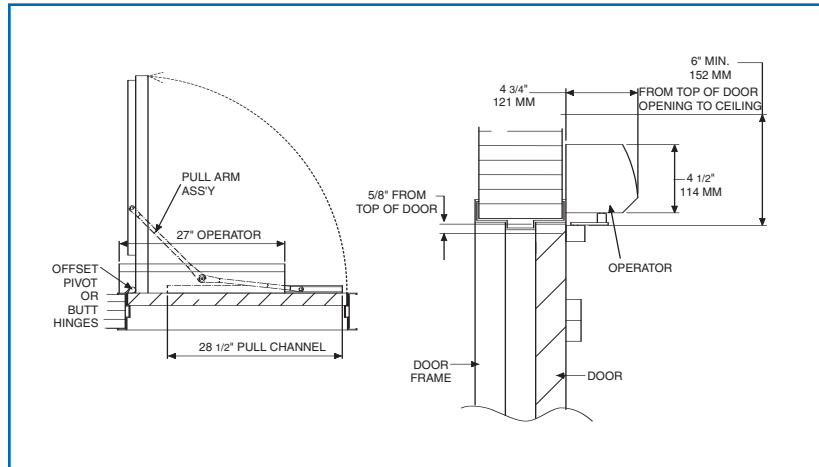
MOUNTING						HANDING			FINISH			COVER			ARM FUNCTION				
●	○	○	○	○	○	○	●	●	○	○	●	○	○	○	○	○	○	○	○
SURFACE MOUNT SINGLE DOOR						HANDED			STANDARD ANODIZED			STANDARD (SINGLE)			OFFSET PIVOT ARM				
SURFACE MOUNT SIMULTANEOUS PAIR						NON-HANDED			CUSTOM ANODIZED			REGULAR (DOUBLE)			CENTER PIVOT ARM				
SURFACE MOUNT INDEPENDENT PAIR									CUSTOM PAINT			DOUBLE EGRESS (PUSH/PULL)							
CONCEALED SINGLE DOOR									METAL										
CONCEALED SIMULTANEOUS PAIR																			
CONCEALED INDEPENDENT PAIR																			

● AVAILABLE  
○ NOT AVAILABLE

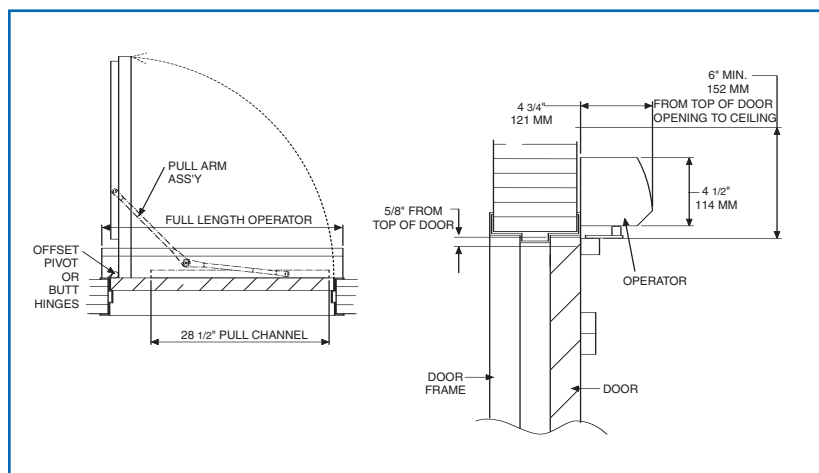
# LCN 9130 SERIES

## MOUNTING DETAILS

### TOP JAMB SINGLE DOOR (OFFSET/BUTT HINGE, CENTER PIVOT, PULL, STANDARD COVER) MOUNTING



### TOP JAMB SINGLE DOOR (OFFSET/BUTT HINGE, CENTER PIVOT, PULL, FULL COVER) MOUNTING



### MAXIMUM OPENING

Template allows 90 degree power opening and 90 degree manual opening.

- ▶ **Butt Hinges** should not exceed 5" (127 mm) in width.
- ▶ **Reveal** should not exceed 1/8" (3 mm).
- ▶ **Head Frame** minimum 2" (51 mm).
- ▶ **Top Rail** minimum 2" (51 mm).
- ▶ **Opening and Closing Time** are variable by adjustments to the electronic control module located on the operator assembly. Maximum hold open time adjustable up to approximately 30 seconds.
- ▶ **System Diagram** see "AUTOMATIC OPERATORS" section pages 56-57 for typical system wiring and page 58 for electrical data.
- ▶ Please consult your local SSC representative or LCN for assistance with specific installations and material requirements.

#### Special Templates

Customized installation templates or products may be available to solve unusual applications. Contact LCN for assistance.

## MOTOR GEARBOX

### MOTOR GEARBOX ASSEMBLY (W/O SWITCH), 9130-3454

Driving mechanism for operator. For full length unit. Switch not included.

### MOTOR GEARBOX ASSEMBLY, 9130-3454S

Driving mechanism for operator. For 27" unit. Switch included.

## BRACKETS

### MOUNTING BRACKET, 9130-3018

Standard mounting bracket.

### SWITCH BRACKET – 29" CABLE, 9130-3351-1

Bracket used to locate switch at end of cover on full length unit.

### SWITCH BRACKET – 41" CABLE, 9130-3351-2

Bracket used to locate switch at end of cover on full length unit.

### SWITCH BRACKET – 51" CABLE, 9130-3351-3

Bracket used to locate switch at end of cover on full length unit.

## CONTROL BOXES

### CONTROL BOX, (120v), 9130-3462

Electronic controlling device with power supply output and power boost feature for Benchmark.

## COVERS

### METAL COVER, 9130-72MC

Standard, 27", non-handed, extruded aluminum cover.

### FULL METAL COVER, 9130-72FC

Full length, non-handed, extruded aluminum cover. Specify length 36" to 49".

### COVER INSERT 9130-163

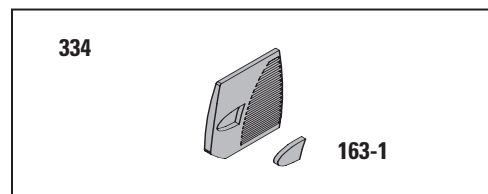
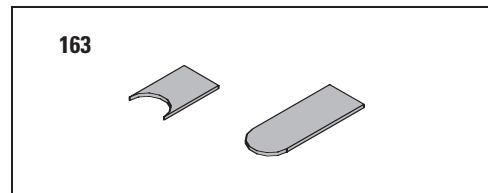
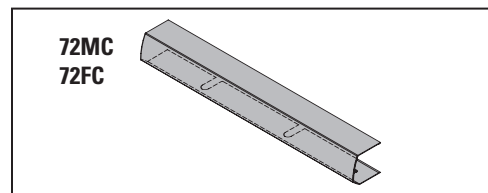
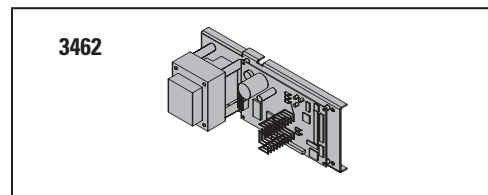
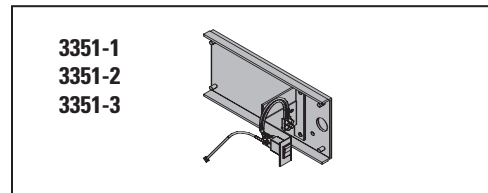
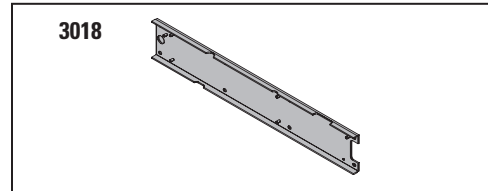
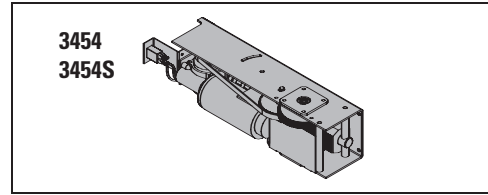
Used to cover operator shaft opening.

### COVER END CAP INSERT, 9130-163-1

Used to cover switch hole opening.

### COVER END CAP, 9130-334

Black plastic end caps.



# LCN 9130 SERIES

## TRACKS

### STANDARD TRACK, 9130-3038

Standard, non-handed track.

### TRACK END CAP, 9130-73

Black plastic end caps.

### ROLLER, 9130-3034

Quiet low friction roller assembly.

## ARMS

### STANDARD ARM, 9130-3077T

Non-handed arm. Track roller not included.

## INSTALLATION ACCESSORIES

### HALL EFFECT ADAPTER HARNESS, 9130-3428-1

Allows a prior model motor gearbox to work with a new control box. Encoder conversion. Used with 9130-3598-1 & 9130-3430-2.

### HALL EFFECT ADAPTER HARNESS, 9130-3428-2

Allows a prior model control box to work with a new motor gearbox. Encoder conversion. Used with 9130-3598-2 & 9130-3430-1.

### POWER ADAPTER HARNESS, 9130-3598-1

Allows a prior model motor gearbox to work with a new control box. AC Power conversion. Used with 9130-3428-1 & 9130-3430-2.

### POWER ADAPTER HARNESS, 9130-3598-2

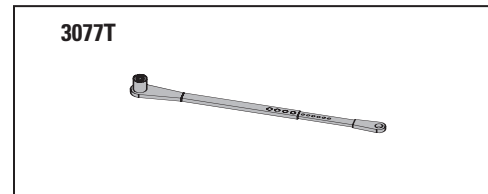
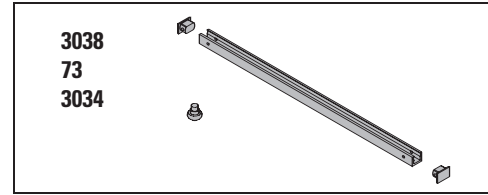
Allows a prior model control box to work with a new motor gearbox. AC power conversion. Used with 9130-3428-2 & 9130-3430-1.

### MOTOR ADAPTER CABLE, 9130-3430-1

Allows a prior model control box to work with a new motor gearbox. Motor conversion. Used with 9130-3428-2 & 9130-3598-2.

### MOTOR ADAPTER CABLE, 9130-3430-2

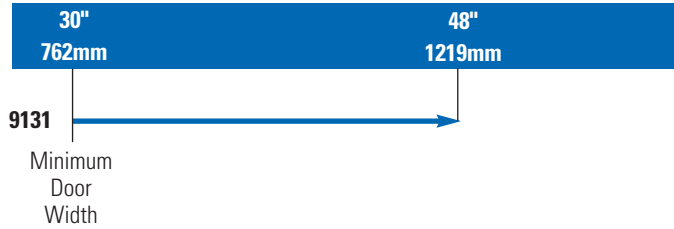
Allows a prior model motor gearbox to work with a new control box. Motor conversion. Used with 9130-3428-1 & 9130-3598-1.



## TABLE OF SIZES

→ Indicates recommended range of door width for operator.  
Note: For All Benchmark Series  
30" minimum door width for 27" pull operator  
36" minimum door width for full length pull operator

### DOOR WIDTH



## HOW-TO-ORDER 9130 SERIES OPERATORS

### 1. SPECIFY FINISH.

- Standard Anodized Finish \_\_\_\_\_  
Aluminum or Dark Bronze

### **Operator will be shipped with:**

- STANDARD MOTOR GEARBOX (SF)
  - STANDARD CONTROL BOX (SC)
  - MOUNTING BRACKET
  - 27" METAL COVER (CL27)
  - STANDARD ARM (3077T)
  - STANDARD TRACK w/TRACK ROLLER
  - WOOD and MACHINE SCREW PACK
- Unless options listed below are selected.*

## OPERATOR OPTIONS

### COVER

- Full Cover (CL\_\_\_\_\_) (Specify length 36" to 49")

### SPECIAL TEMPLATE

- ST-\_\_\_\_\_